

Desjardins Contingent Coupon Global Equity Principal Protected Notes, Series 94

Client summary



These notes are designed to provide clients with contingent coupon payments during the term of the investment. Periodic coupons may be triggered and paid based on the performance of a portfolio of 20 equities from globally diversified companies operating in various sectors. The principal is fully guaranteed at maturity.

Principal protection at maturity	100%
Term	5 years
Contingent coupon rate	5.80% annually
Coupon threshold	0.00%
Maximum total return	29.00%
Fundserv code	DSN00942

Selling period	November 18, 2024 to December 6, 2024
Issue date	December 13, 2024
Maturity date	December 13, 2029
Minimum investment	\$1,000
Currency	Canadian dollar
Eligibility for investment	RRSP, RRIF, RESP, RDSP, DPSP, TFSA, FHSA, non-registered accounts
Liquidity	A secondary market is maintained daily on certain conditions and subject to an early trading charge. This charge goes from 3.25% initially to 0% after 300 days

Investment highlights

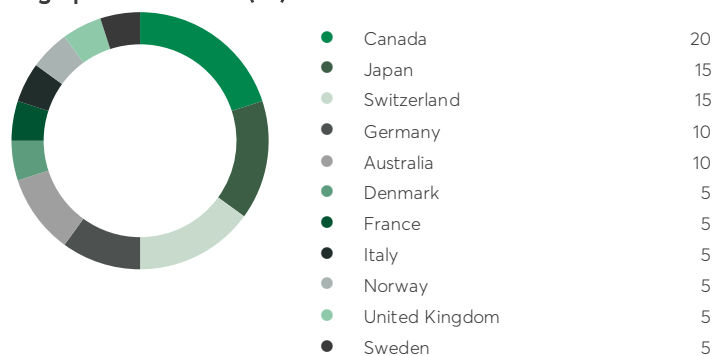
The notes' return is linked to the price return of the reference portfolio. A coupon is paid on each of the coupon payment dates where the portfolio return is greater than or equal to the coupon threshold on the relevant observation date. The maximum total return is reached if coupons are triggered on each observation date. The principal will be repaid at maturity, regardless of the portfolio's performance.

The reference portfolio

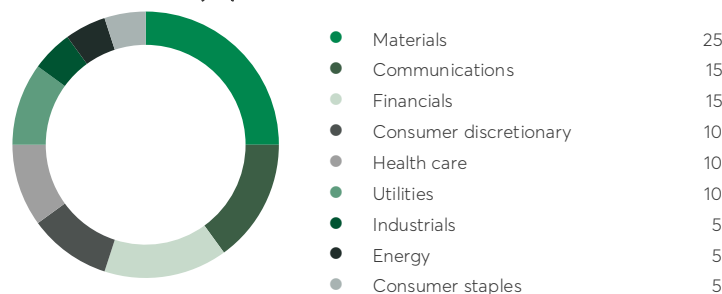
The reference portfolio is equally weighted and is comprised of common shares issued by 20 companies from different countries and from various sectors, as set out below. The portfolio return will not take into account any dividends and/or distributions and does not reflect fluctuations in exchange rates of foreign currencies. The dividend yield of the reference portfolio as at October 31, 2024 was 4.73%.

Holdings	Ticker	Exchange
BCE Inc.	BCE	Toronto
Telenor ASA	TEL	Oslo
Swisscom AG	SCMN	Zurich
Axfood AB	AXFO	Stockholm
Bayerische Motoren Werke AG	BMW	Frankfurt
Cie Financiere Richemont SA	CFR	Zurich
Enbridge Inc.	ENB	Toronto
Transurban Group	TCL	Sydney
BASF SE	BAS	Frankfurt
Pilbara Minerals Ltd.	PLS	Sydney
Wheaton Precious Metals Corp.	WPM	Toronto
Nippon Steel Corporation	5401	Tokyo
Sika AG	SIKA	Zurich
Power Corporation of Canada	POW	Toronto
Credit Agricole SA	ACA	Paris
MS&AD Insurance Group Holdings Inc	8725	Tokyo
ENEL SpA	ENEL	Milan
National Grid Plc	NG/	London
Coloplast A/S	COLOB	Copenhagen
Astellas Pharma Inc.	4503	Tokyo

Geographic allocation (%)



Sector allocation (%)



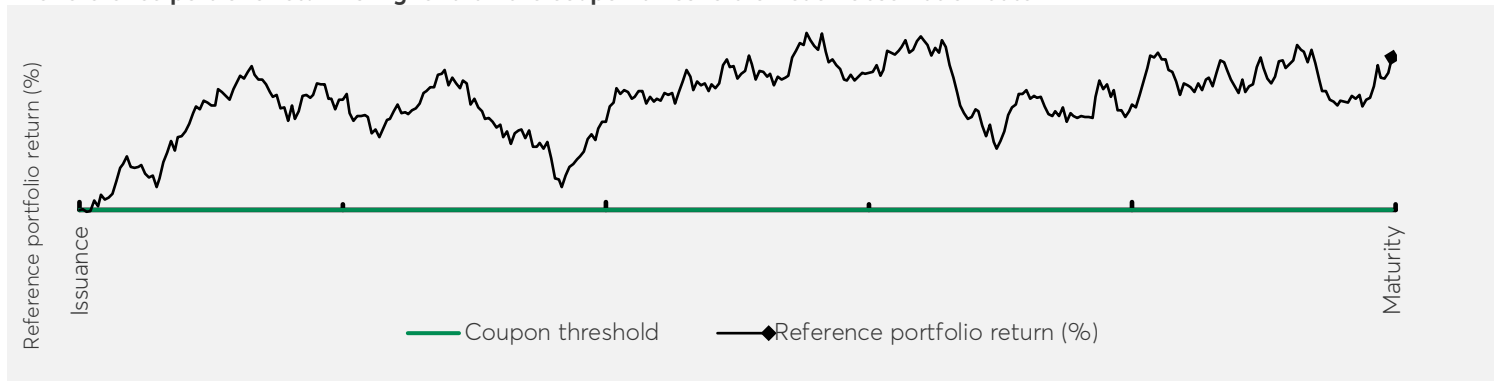
For more information, please contact your Investment Advisor.

Hypothetical performance scenarios

The examples below are for illustrative purposes only. The prices used in the examples are not estimates or forecasts of the reference asset prices on the relevant dates. The Fédération des Caisses Desjardins du Québec does not provide or guarantee any particular variable gain or return on the notes. Each scenario is based on the case of a holder who invested \$10,000 in the notes and assumes no adjustments or exceptional circumstances have occurred.

SCENARIO 1

The reference portfolio return is higher than the coupon threshold on each observation date



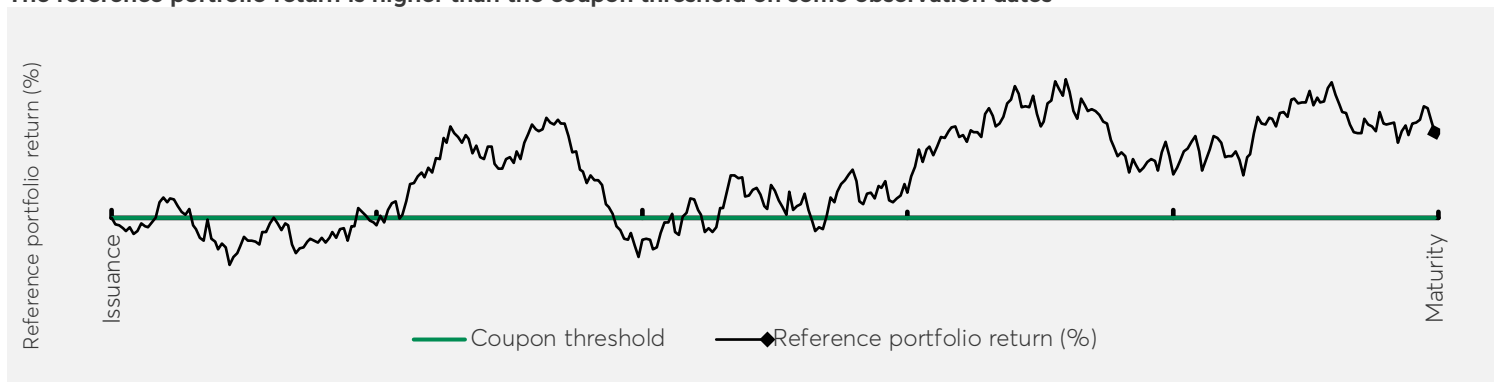
Cash flow summary

	Reference portfolio return	Coupon threshold	Coupon payment
Observation date 1	24.73%	0.00%	5.80%
Observation date 2	19.93%	0.00%	5.80%
Observation date 3	30.55%	0.00%	5.80%
Observation date 4	22.28%	0.00%	5.80%
Observation date 5 (maturity)	34.26%	0.00%	5.80%

5 coupons of \$580 each (\$10,000 x 5.80%) would be paid on the related coupon payment dates, in addition to the maturity payment of \$10,000, for a total payment of \$12,900. The total return is 29.00%.

SCENARIO 2

The reference portfolio return is higher than the coupon threshold on some observation dates



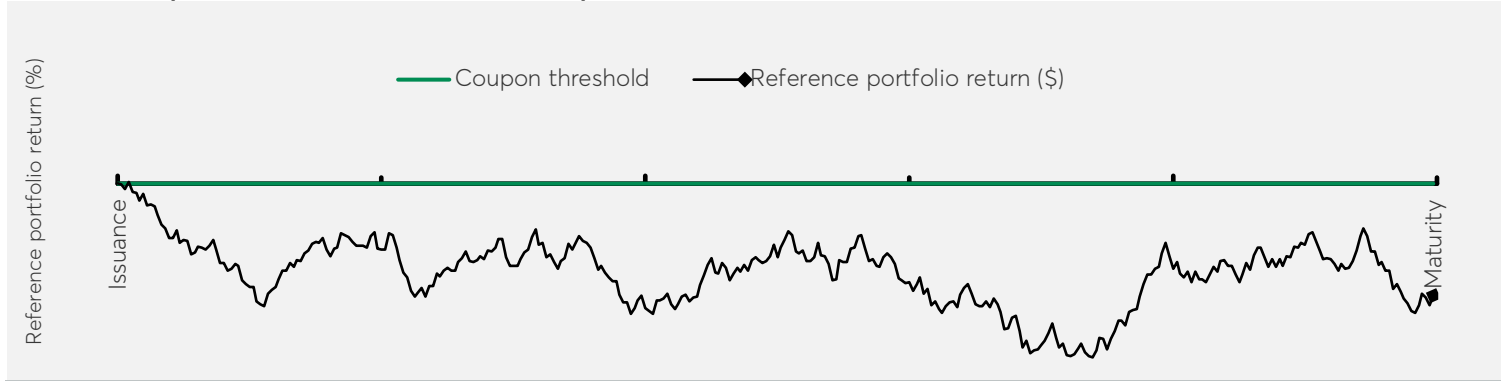
Cash flow summary

	Reference portfolio return	Coupon threshold	Coupon payment
Observation date 1	-1.00%	0.00%	0.00%
Observation date 2	-8.41%	0.00%	0.00%
Observation date 3	7.30%	0.00%	5.80%
Observation date 4	13.33%	0.00%	5.80%
Observation date 5 (maturity)	18.50%	0.00%	5.80%

3 coupons of \$580 each (\$10,000 x 5.80%) would be paid on the related coupon payment dates, in addition to the maturity payment of \$10,000, for a total payment of \$11,740. The total return is 17.40%.

SCENARIO 3

The reference portfolio return is lower than the coupon threshold on each observation date



Cash flow summary

	Reference portfolio return	Coupon threshold	Coupon payment
Observation date 1	-16.86%	0.00%	0.00%
Observation date 2	-29.32%	0.00%	0.00%
Observation date 3	-25.91%	0.00%	0.00%
Observation date 4	-18.99%	0.00%	0.00%
Observation date 5 (maturity)	-29.31%	0.00%	0.00%

The condition for triggering a coupon is not met on any of the observation dates. Therefore, no coupon is paid. The principal amount of \$10,000 will be paid out at maturity. The total return is 0.00%.

Investment summary

Issuer	Fédération des caisses Desjardins du Québec, named "the Fédération"
Issuer's credit rating	A+ by S&P / Aa2 by Moody's / AA by DBRS / AA by Fitch. No rating agency has rated the securities in the form of notes.
Minimum investment	\$1,000 (10 notes)
Payment currency	Canadian dollar
Initial valuation date	December 13, 2024
Issue date	December 13, 2024
Final valuation date	December 6, 2029
Maturity date	December 13, 2029
Observation dates	December 5, 2025 December 4, 2026 December 6, 2027 December 6, 2028 December 6, 2029
Coupon payment dates	December 12, 2025 December 11, 2026 December 13, 2027 December 13, 2028 December 13, 2029
Coupon threshold	0.00%
Coupon rate	5.80% annually
Maximum total return	29.00%

The return on your investment

Calculating the total payment at maturity

Subject to the occurrence of certain special circumstances, an investor will receive, for each note held at maturity, the principal amount, in addition to a final coupon payment if applicable, depending on the payment conditions.

Calculating coupon payments

Conditional coupons may be triggered at each observation date, in accordance with the following scenarios:

- If the reference portfolio return is equal to or greater than the coupon threshold on the applicable observation date, the coupon payment will be calculated according to following formula: $[\text{Principal amount} \times \text{coupon rate}]$ and paid on the related payment date.
- If the reference portfolio return is below the coupon threshold on an observation date, then no coupon will be payable to the noteholder on the related payment date

The coupon and the reference portfolio return do not reflect fluctuations in the exchange rate of the foreign currencies.

Calculating the reference portfolio return

- The reference portfolio return means the weighted average return of the reference assets comprising the reference portfolio.
- The reference asset return means the percentage change of: $[\text{Closing price} - \text{initial price}] / \text{divided by initial price}$

The terms of your investment

Secondary market

The notes will not be listed on any stock exchange.

Desjardins Securities Inc. intends to maintain, under normal market conditions, a daily secondary market for the notes, but is under no obligation to facilitate or arrange a secondary market, and in its sole discretion, may stop maintaining a market for the notes at any time, without any prior notice.

To the extent that an available secondary market does exist, an investor may be able to sell a note, in whole or in part, subject to an early trading fee. An investor who sells a note prior to the maturity date will receive sales proceeds (which may be less than the principal amount of the notes and less than the variable return that would otherwise be payable if the notes were maturing at such time) equal to the bid price for the note posted through Fundserv.

Selling agent's commission

The Fédération will pay to the selling agent a selling commission equal to \$2.50 for each note sold (equivalent to 2.50% of the principal amount).

Early trading fees

An early trading fee will apply to secondary market redemption orders of the notes made through the Fundserv network within 300 days of the purchase date. These fees will be based on a percentage of the principal amount as follows:

If sold within (days)	1 to 50 (%)	51 to 100 (%)	101 to 150 (%)	151 to 200 (%)	201 to 250 (%)	251 to 300 (%)	Thereafter
Early trading fees	3.25	2.75	2.25	1.75	1.25	0.75	Nil

Is this investment right for you?

The suitability of these notes

The Notes may be suitable investments for medium term investors who are looking for additional diversity in their investment portfolio through exposure to a Portfolio that invests in equities but who need the safety of principal protection. The Notes are generally not suitable for investors who anticipate the need to sell them prior to maturity.

A person should make a decision to invest in the Notes only after carefully considering, with his or her advisors, whether the Notes are a suitable investment in light of his or her investment objectives, investment horizon, risk tolerance, financial situation, the composition of their current investment portfolio, and the information set out in the Information Statement among other factors. No recommendation is made herein as to whether the Notes are a suitable investment for any person.

Certain tax considerations

The Canadian income tax consequences of investing in the Notes are described in the Information Statement. The full amount of the Coupon, if any, payable on each Coupon Payment Date generally will be required to be included in the Noteholder's income as interest in the taxation year of the Noteholder that includes an Coupon Payment Date, to the extent that such amount was not otherwise included in computing the Noteholder's income in the taxation year or a preceding taxation year. A Noteholder should also consider the income tax consequences of a disposition of the Notes prior to the Maturity Date.

Noteholders should consult their own tax advisors for advice with respect to the income tax consequences of an investment in Notes, based on their particular circumstances. The information provided in this summary is of a general nature only and is not intended to be, nor should it be relied upon as, legal or tax advice to any Noteholder.

Absence of deposit insurance

The Notes do not constitute guaranteed deposits within the meaning of the *Deposit Institutions and Deposit Protection Act (Quebec)*, the *Canada Deposit Insurance Corporation Act*, or any other deposit insurance regime designed to ensure the payment of all or a portion of a deposit upon insolvency of the deposit-taking institution.

Legal notes

This document must be read in conjunction with the Information Statement dated November 14, 2024 related to the Notes. The Information Statement and certain additional information about the Notes can be found on the Desjardins Structured Notes' website www.desjardinsstructurednotes.com. This document may only be distributed and the Notes may only be offered or sold in those jurisdictions and to those persons where and to whom they may be lawfully offered for sale and where not restricted by policies of the Fédération and/or dealers, and then only through persons duly qualified to effect such sales. The Notes have not been, and will not be, registered with the U.S. Securities and Exchange Commission and are being offered or sold in the United States under an exemption from registration.

The Notes are not conventional notes or debt securities. For the various risks associated with such an investment, please see the Risk Factors to Consider section of the Information Statement.

This document must be read in conjunction with the Information Statement. All capitalized terms have meanings given to them in the Information Statement, unless specified otherwise. In the event of any inconsistencies or conflicts between this document and the Information Statement, the Information Statement governs. This document has been prepared for information purposes only and is not an offer, recommendation or solicitation to buy or sell, nor is it an official confirmation of terms. No representation is made that the information contained in this document is accurate in all material respects or complete.

Changes to assumptions may have a material impact on any returns detailed. Historic information on performance is not indicative of future returns. The value of the Notes may fluctuate and/or be adversely affected by a number of factors, including the performance of the Shares, and it is possible that investors receive a nil return. The information in this document is subject to change without notice.

Structured Retail Products (SRP), a division of Euromoney Global Limited, is a research firm founded in 2001 in England, providing news, data, research, event and training services related to structured products. SRP provides manufacturer and distributors awards. On the manufacturer side, the manufacturers with both more than 10 striking products and more than 10 maturing products, during the April 1, 2023 to March 31, 2024 period present in the SRP database were in contention to win one of the manufacturer awards, the contenders with the top ratings winning the awards. For the Best House awards, ratings are calculated by taking each contender's results with the following weightings: annual sales as in SRP's database in the year to the end of March 2024 with a 75% weighting; and survey score with a 25% weighting, the survey score being based on the average rating across various criteria given to each contender by the survey respondents. Desjardins received the Best House, Canada award, the Best House, Capital Protection award and the Voice of Customer award. For the distributor awards, all distributors with both more than 10 striking products and more than 10 maturing products, during the April 1, 2023 to March 31, 2024 period present in the SRP database were in contention to win, the contenders with the top ratings winning the awards. For the Best Distributor awards, ratings are calculated by taking each contender's results with the following weightings: annual sales as in SRP's database in the year to the end of March 2024 with a 50% weighting; and sales-weighted average performance as in SRP's database for products maturing or expiring in the year ending March 31, 2024 with a 50% weighting. Desjardins received the Best Capital Protected Distributor, Americas award, the Best Distributor, Canada award and the Best Performance award. All rights reserved.

Structured Products Intelligence (SPi), a division of the WSD Group, is a company based in London, England, that provides market intelligence, reference data and lifecycle information for the structured product industry. SPi awards prizes to Canadian financial institutions that offer structured products. Financial institutions whose structured product lineup had the largest market share, the most diversification and the highest return in the SPi database for the period from May 1, 2023, to April 30, 2024, were in the running for several awards. The award went to the financial institution with the highest score. For the Best Principal Protected Issuer award, the scores were calculated based on each financial institution's results using the following weightings: 1/3 market share by volume sold, 1/3 on innovation and diversification and 1/3 average performance of expired and matured products for the period.

Awards and distinctions



**Best House, Capital Protection,
Americas**



**Best House,
Canada**



**Best Principal Protected Issuer,
Canada**